



Effective 09/10/05

Local Bus Route

Serving:

 Franklin Avenue Station
Franklin Avenue East
University Avenue



Reading a schedule a step-by-step guide

- 1 Find the schedule for the **day** of the week and the **direction** you plan to travel.
- 2 Find the **timepoints** nearest your origin and destination. Timepoints are shown on the route map. Bus stops may be between timepoints.
- 3 Read downward in a column to see **times** when a trip will be at a given timepoint. Read the times across to the right to see when the trip reaches other timepoints. If no time is shown, that trip does not serve the area of that timepoint.
- 4 The route number in the left column will appear in the sign above the windshield.

① → **Monday**

from Grand A

Route number & letter	1	2	3	4
3B				
3E				
3G	5:43	5:50		
3K	5:52	5:58	6:05	6:15
3E	6:04	6:10	6:19	6:34
3K	6:19	6:25	6:34	6:45
3G	6:32	6:38	6:47	6:58
3G	6:44	6:50	6:59	7:10
3K	6:56	7:02	7:11	7:22

All buses on this route are wheelchair accessible.



Schedule subject to change.
Traffic and weather conditions may delay buses.
Please have exact fare ready. Bus fareboxes and drivers do not make change.
This document is available in alternate formats to individuals with disabilities by calling 612-349-7365 (TTY 612-341-0140).



Metro Transit buses and trains have free bike racks. Look for instructions on the rack.

NOTE: If transferring, not all regional buses have racks.



Printed on recycled paper containing at least 10% post-consumer fiber

 **Metro Transit**
a service of the Metropolitan Council
612-373-3333
www.metrotransit.org

612-373-3333

One call links you to all the information you need to use the transit system, including:

Metropolitan Transit Information

Talk to a representative about routes and schedules

Hours:

Monday-Friday 6:30 am - 9:00 pm
Saturday, Sunday & holidays
8:00 am - 5:00 pm

Closed Thanksgiving Day and Christmas Day

24-hour Automated Schedule Information

Direct Dial: 612-341-4287

Customer Relations and Lost & Found

570-6th Ave. N., Mpls.

Give us your comments and suggestions or check on lost items

Hours:

Monday-Friday 7:00 am - 6:00 pm
Closed holidays

Programs for Commuters

Carpool registration and matching,
Guaranteed Ride Home and bike lockers

Fare Hotline

Call for a postage-paid order form by mail:
612-349-7681

TTY Service

TTY service is available for the deaf and hard of hearing. Call 612-341-0140 for route and schedule information; call 612-349-7439 to reach Customer Relations/Lost & Found.

www.metrotransit.org

Visit us online for riding tips, fare information, maps, schedules, route planning and to purchase transit passes for all regional routes.

 **Metro Transit**
560 Sixth Avenue North
Minneapolis, MN 55411-4398


Fare Information

	non-rush hours	rush hours
Adults (ages 13-64)	Local Fare \$1.50	\$2.00
	Express Fare \$2.00	\$2.75
Seniors (65+)	Local Fare \$.50	\$2.00
Youth (6-12) & Medicare card holders	Express Fare \$.50	\$2.75
Persons with disabilities any trip	\$.50	\$.50

Rush hours: Monday-Friday 6:00-9:00 am & 3:00-6:30 pm
Local fare is charged on light rail.



Reduced Fares

Please tell the bus driver **before you pay your fare** if you qualify for a fare listed below. On rail, be ready to show fare inspectors you qualify for the reduced fare.

These fares apply only during non-rush hours:
Seniors (65+): To qualify, show a Minnesota driver's license/state ID with a  endorsement.
Youth: Ages 6-12 qualify for a reduced fare.

Medicare card holders: To qualify show Medicare card along with photo ID.

These fares are in effect at all times:

Persons with Disabilities: To qualify, show your Metro Mobility card or transfer, Metro Transit temporary ID with a photo ID or Minnesota driver's license/state ID with an  or  endorsement. For information on certification, call Customer Relations at 612-373-3333.

Children: Ages 5 and under ride free (limit 3) when accompanied by a paid fare.

Downtown Zone: Ride in the Downtown Zone for 50¢.

Young Adults: Students and workers ages 17 and under may qualify for a discounted Young Adult Card – contact your school or employer.

Fare Cards Save money purchasing fare cards at Metro Transit stores, 175 retail outlets or at metrotransit.org.

Fareboxes Buses accept U.S. bills and coins. Change is not available.

Transfers give you unlimited rides on buses and trains – for 2½ hours. Ask for one when you pay your cash fare. Transfers are automatically embedded on fare cards and rail tickets. To transfer from bus to rail using a SuperSaver Stored Value Card, you must ask the bus driver for a rail transfer.

Monday–Friday

Eastbound

from Franklin Avenue Station to University Avenue & Emerald Street

route number	Franklin Ave Station (Hiawatha Ave)	Franklin Ave and 27th Ave S	Franklin Ave and 27th Ave SE	Emerald St and University Ave
1	2	3	4	
AM				
8	5:17	5:20	5:23	5:26
8	5:49	5:52	5:55	5:58
8	6:19	6:22	6:25	6:28
8	6:49	6:52	6:55	6:58
8	7:19	7:22	7:25	7:28
8	7:49	7:52	7:55	7:58
8	8:19	8:22	8:25	8:28
8	9:04	9:07	9:10	9:13
8	9:44	9:47	9:50	9:53
8	10:24	10:27	10:30	10:33
8	10:54	10:57	11:00	11:03
8	11:24	11:27	11:30	11:33
8	11:54	11:57	12:00	12:03
PM				
8	12:24	12:27	12:30	12:33
8	1:04	1:07	1:10	1:13
8	1:44	1:47	1:50	1:53
8	2:24	2:27	2:30	2:34
8	2:59	3:02	3:05	3:09
8	3:28	3:31	3:34	3:38
8	3:58	4:01	4:04	4:08
8	4:28	4:31	4:34	4:38
8	4:58	5:01	5:04	5:08
8	5:28	5:31	5:34	5:38
8	5:58	6:01	6:04	6:07
8	6:28	6:31	6:34	6:37

Shaded times denote rush-hour service. See fare panel on other side for rush-hour fares.

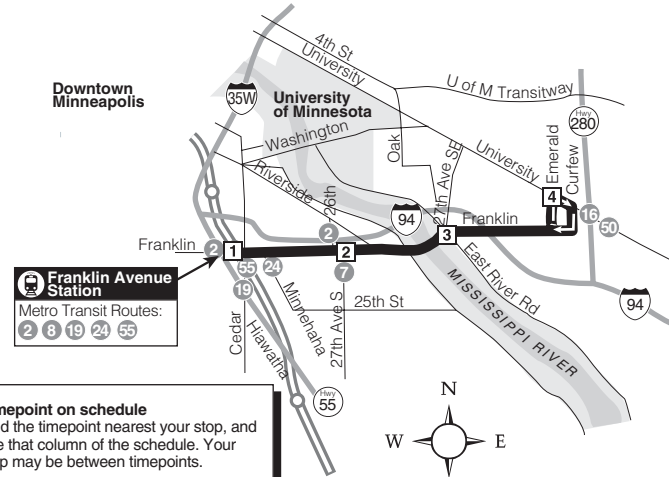
Monday–Friday

Westbound

from University Avenue & Emerald Street to Franklin Avenue Station

route number	Emerald St and University Ave	Franklin Ave and 27th Ave SE	Franklin Ave and 27th Ave S	Franklin Ave Station (Hiawatha Ave)
4	3	2	1	
AM				
8	5:26	5:29	5:32	5:36
8	5:59	6:02	6:05	6:09
8	6:29	6:32	6:35	6:39
8	6:59	7:02	7:05	7:09
8	7:29	7:32	7:35	7:39
8	7:59	8:02	8:05	8:09
8	8:29	8:32	8:35	8:39
8	9:14	9:17	9:20	9:24
8	9:54	9:57	10:00	10:04
8	10:34	10:37	10:40	10:44
8	11:04	11:07	11:10	11:14
8	11:34	11:37	11:40	11:44
PM				
8	12:04	12:07	12:10	12:14
8	12:34	12:37	12:40	12:44
8	1:14	1:17	1:20	1:24
8	1:54	1:57	2:00	2:04
8	2:34	2:37	2:40	2:44
8	3:09	3:12	3:15	3:19
8	3:38	3:41	3:44	3:48
8	4:08	4:11	4:14	4:18
8	4:38	4:41	4:44	4:48
8	5:08	5:11	5:14	5:18
8	5:38	5:41	5:44	5:48
8	6:08	6:11	6:14	6:18
8	6:38	6:41	6:44	6:48

Shaded times denote rush-hour service. See fare panel on other side for rush-hour fares.



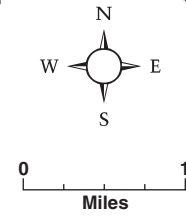
3 Timepoint on schedule
Find the timepoint nearest your stop, and use that column of the schedule. Your stop may be between timepoints.

Regular Bus Route
Bus will pick up or drop off customers at any bus stop along this route.

Light Rail
Trains will pick up or drop off customers at any station along this route.

324 11 Connecting Routes to transfer to/from
See those route schedules for details.

Rail Station
Customers get on and off trains here. Buses connect with trains at stations.



It's easy to ride – Here's how:

Bus:

- 1 Arrive at your stop a few minutes early.
- 2 Check the sign above the windshield for the route number and letter. Unsure if it is the right one? Ask your driver.
- 3 Pay your fare with:
 - Cash:** Put bills, coins or tokens in the farebox. Change is not available. If you need to change buses or ride rail, ask for a transfer.
 - Go-To Card:** Touch your card to the reader. A transfer is embedded.
 - SuperSaver 31-Day Pass:** Insert it in the reader. A transfer is embedded.
 - SuperSaver Stored Value Card:** Insert it in the reader. A bus-only transfer is embedded. To transfer to rail, ask for a rail-only transfer.
- 4 Take a seat and watch for your stop.
- 5 About one block from your stop, pull the cord above the window to signal the driver. If possible, exit through the back door.

Rail:

- 1 Arrive at your station a few minutes early.
- 2 Purchase a ticket from the station's vending machine or touch your Go-To Card to the station's card reader before boarding.
- 3 You must have a valid ticket, transfer, Go-To Card or an activated SuperSaver 31-Day Pass to ride. A fare inspector randomly will ask to see proof of payment. A SuperSaver Stored Value Card cannot be used on rail.
- 4 Move toward the closest door as the train nears your station. Push the blue button to open the door.

These rules apply for the comfort and safety of all customers:

- No eating, smoking, alcohol or littering. Beverages in covered containers are allowed.
- Anything that interferes with safe operation of the vehicle is prohibited.
- Those who try to ride without paying a fare will be charged with a misdemeanor and fined \$180.

612-373-3333

www.metrotransit.org

612-373-3333

www.metrotransit.org

Service operates Monday through Friday except on the following holidays: New Year's Day, Memorial Day, Independence Day, Labor Day, Thanksgiving and Christmas.

Metro Transit may operate reduced service on days before or after Independence Day, Thanksgiving or Christmas. Look for details in TAKEOUT on buses and trains prior to these holidays.